

5STAR LIFE INSURANCE COMPANY

An Independent Comparative Report

Prepared by *Standard Analytical Service, Inc.*

Analysts of the Insurance Industry since 1932

The financial condition of a life insurance organization is an important element in public confidence. In this regard we believe the fundamental factors listed below are significant.

The following is a Comparative Analysis of these basic factors, comparing

5STAR LIFE INSURANCE COMPANY

with 25 of the leading life insurance companies in the United States issuing insurance to the general public. Since these 25 companies have an average of over 100 years of life insurance experience, and own a major portion of the invested assets and life insurance in force of all the companies, a favorable comparison of these factors can be indicative of financial stability.

BASIC SIGNIFICANT FACTORS - AS OF DECEMBER 31, 2017

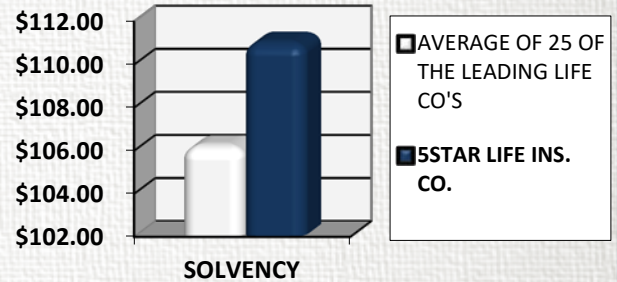
Derived from the Annual Statement

(The Companies listed below are 25 of the leading by the amount of Admitted Assets)

SOLVENCY

A wide margin of Assets over Liabilities can be a significant safety factor. This indicates financial soundness and a Company's ability to meet all obligations as they become due.

Allstate Life Insurance Company, IL	\$112.10
American Family Life Assurance Co., NE	110.78
Ameritas Life Insurance Corporation, NE.....	108.40
AXA Equitable Life Ins. Co., NY	103.96
Bankers Life & Casualty, IL.....	107.89
Connecticut General Life Ins. Co., PA	132.15
Guardian Life Ins. Co. of America, NY	113.67
John Hancock Life Insurance Co. (USA), MI	103.45
Lincoln National Life Ins. Co., IN	103.38
Massachusetts Mutual Life Ins. Co., MA	107.00
Metropolitan Life Insurance Co., NY	102.69
Midland National Life Insurance Co., SD	106.43
Minnesota Life Insurance Co., MN.....	107.05
Nationwide Life Insurance Co., OH	104.26
New York Life Insurance Company, NY	113.02
North American Company for Life & Health Ins., IA..	105.61
Northwestern Mutual Life Ins. Co., WI	108.54
Ohio National Life Insurance Company, OH.....	103.60
Pacific Life Insurance Company, NE.....	107.80
Protective Life Insurance Company, TN	109.87
Prudential Insurance Co. of America, NJ	103.88
ReliaStar Life Insurance Company, MN.....	108.05
RiverSource Life Insurance Company, MN.....	102.28
State Farm Life Insurance Company, IL	106.19
Symetra Life Insurance Company, IA	106.48

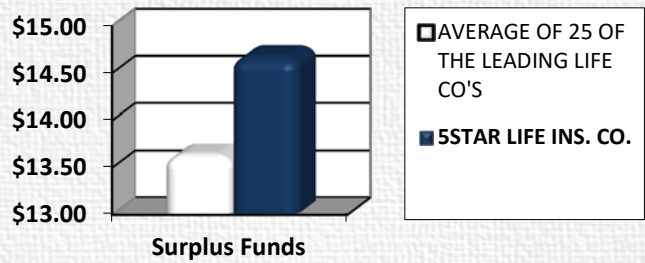


AVERAGE OF 25 OF THE LEADING LIFE CO'S...	\$106.18
5STAR LIFE INS. CO.	\$111.00

SURPLUS FUNDS (Including Capital, if any)

Per \$100 of Policy Reserves:

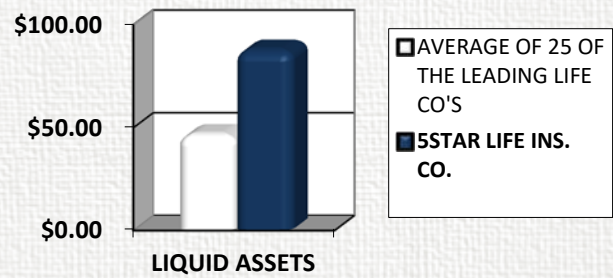
A high surplus ratio may indicate a company's ability to take emergencies in stride. It shows the proportion of surplus funds to the policy reserve liabilities.



AVERAGE OF 25 OF THE LEADING LIFE CO'S.....	\$13.62
5STAR LIFE INS. CO.....	\$14.66

LIQUID ASSETS

Assets in Bonds, Stocks, Cash and Short-Term Investments for each \$100 of Liabilities: A high ratio may indicate a more liquid investment position to cover unforeseen emergency cash requirements that may arise.



AVERAGE OF 25 OF THE LEADING LIFE CO'S.....	\$ 46.29
5STAR LIFE INS. CO.	\$ 87.48

FINANCIAL STATEMENT SUMMARY AS OF DECEMBER 31, 2017

Admitted Assets \$291,203,392.00	Total Liabilities \$262,342,180.00	Gross Surplus (Incl. Capital, if any) \$28,861,212.00
Policy Reserves \$196,887,873.00	Net Investment Income \$9,850,944.00	Total Income \$140,023,794.00
Benefits to Policyowners' \$104,504,863.00	Insurance Issued \$9,910,649,000.00	Insurance in Force \$48,207,866,000.00

CONCLUSION

Based on the financial results achieved in the year ended 2017, the analysis made of the above organization is favorable in comparison with the aggregate averages of 25 of the LEADING COMPANIES.

2018 STANDARD'S INDEPENDENT COMPARATIVE REPORT ON 5STAR LIFE INSURANCE COMPANY Alexandria, Virginia

What is Standard Analytical Service, Inc.?

Standard Analytical Service, Inc. is independent of any insurance company or companies, and we do not sell any kind of insurance. Our financial reports and comparisons, reprints of which are paid for by the companies, are based on statutory financial statements filed with the state insurance departments.

This report should not be interpreted as an analysis of the stock value of a capital stock company, nor is it intended to imply that the company featured will be as successful or is better than the companies making up the aggregate averages, nor is it a recommendation or analysis of the specific policy provisions, rates or claims practices of the organization featured. Its use for all companies, stock, mutual or fraternal, is intended to serve as a guide with respect to the current financial responsibility of the individual company featured herein, based upon the current statutory financial statements on file with the state insurance departments where they are available for public inspection.

This report prepared by:

Standard Analytical Service, Inc.

Analysts of the Insurance Industry since 1932
111 Westport Plaza Drive, #600
St. Louis, MO 63146

© 2018 Standard Analytical Service, Inc.